




Getting It Right – Optimum Hygiene and Maintenance




Preparation of W&H surgical straight/contra-angle handpieces and surgical motors

NOTES ON PREPARATION

These hygiene and care recommendations apply for W&H straight/contra-angle handpieces and surgical motors in particular.

 Transmission instruments and surgical motors labelled with this symbol can be cleaned and disinfected in a thermo washer disinfector.

 Transmission instruments and dental motors labelled with this symbol are approved for the sterilization procedure recommended.

General notes

- > Please note that transmission instruments must be cleaned and disinfected immediately after every treatment.
- > The use of protective clothing (tear-resistant gloves, goggles, mouth protection) is recommended.
- > Comply with the detailed information in the manufacturer's operating instructions.
- > Use certified and tested disinfectants for W&H transmission instruments and surgical motors and observe the corresponding dosage and reaction time. The disinfectant used must not contain chlorine.
- > Use clean, dry drive air.
- > W&H recommends the use of demineralized water.
- > Please see the detailed information at wh.com.

1

PREPARATION

1



If necessary, wipe-down disinfection


If necessary, wipe-down disinfection

2

CLEANING / DRYING

2

Manual



Machine



3

DISINFECTION / DRYING

3



Follow the instructions of the manufacturer of the thermo washer disinfector!

Place assembled transmission instruments on corresponding adapters or disassemble them before placing them in the thermo washer disinfector.



Manual



Machine



Frequency of maintenance:
> After every internal cleaning
> Before every sterilization

If necessary, wipe-down disinfection

5

PACKAGING / STERILIZATION

5



W&H recommends sterilization according to EN 13060. Please make sure that the load is dry after both cleaning and sterilization stages!

6

ACCEPTANCE OF LOAD

6



7

STORAGE

7



Dust-free, clean and dry.

Further information at wh.com/hygiene